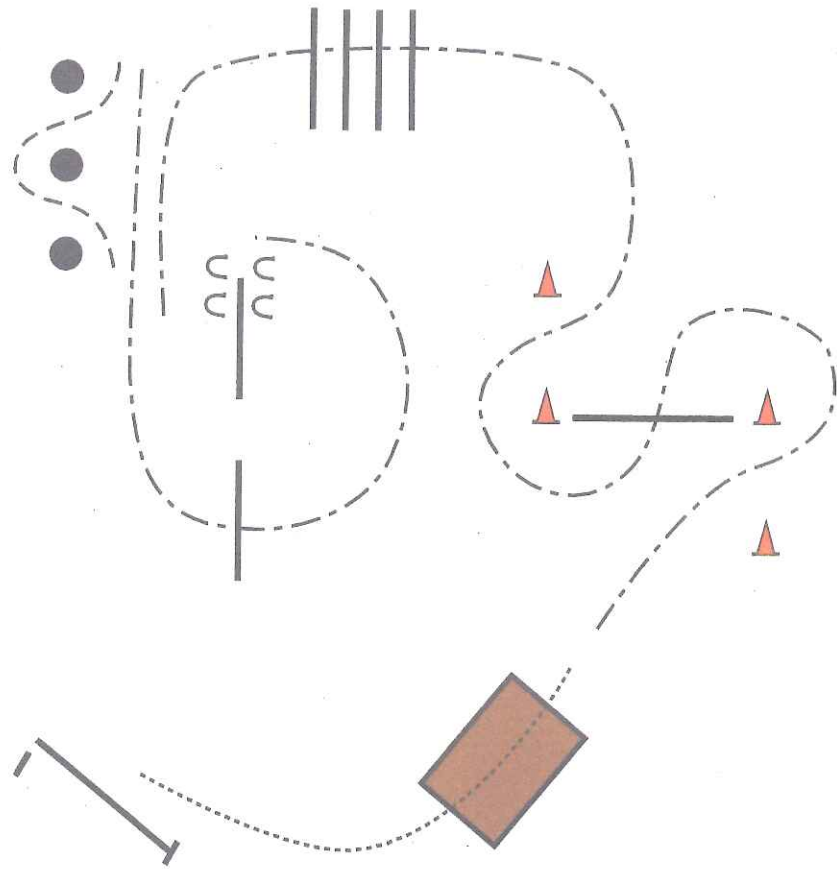
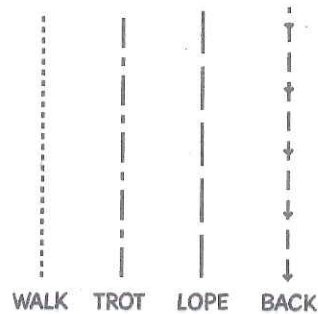


TRAIL Pattern

(W/T & Small Fry)

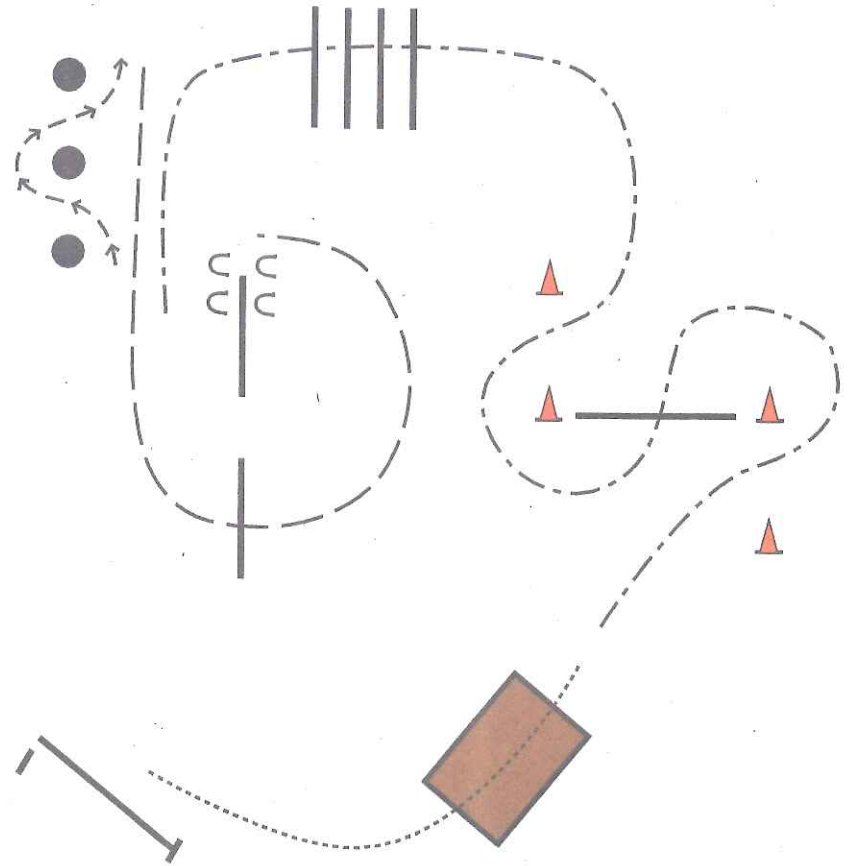


1. Be Ready at Gate
2. Just Walk Through the Gate
3. Walk over Bridge
4. Trot thru Cones, and Over Log
5. Trot Over Poles and up to First Back Thru Pole
6. Stop. Back Thru Poles
7. Trot over Log to Ground Pole
8. Sidepass Left over ONE Ground Pole
9. Exit

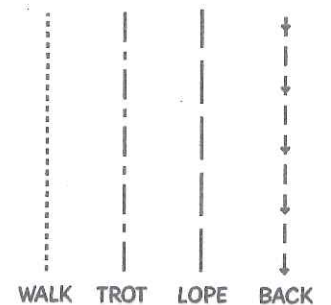


TRAIL Pattern

(Nov. Youth & NP, NP, NP 35 & older, & Youth 18 & Under)
 (L1 Youth & Amt., Youth 18&Under, Amt., Amt. Select & Open)



1. Be Ready at Gate
2. Just Walk Through the Gate
3. Walk over Bridge
4. Trot thru Cones, and Over Log
5. Trot Over Poles and up to First Back Thru Pole
6. Stop. Back Thru Poles
7. Lope Left Lead over Log to Ground Pole
8. Sidepass Left over ONE Ground Pole
9. Exit

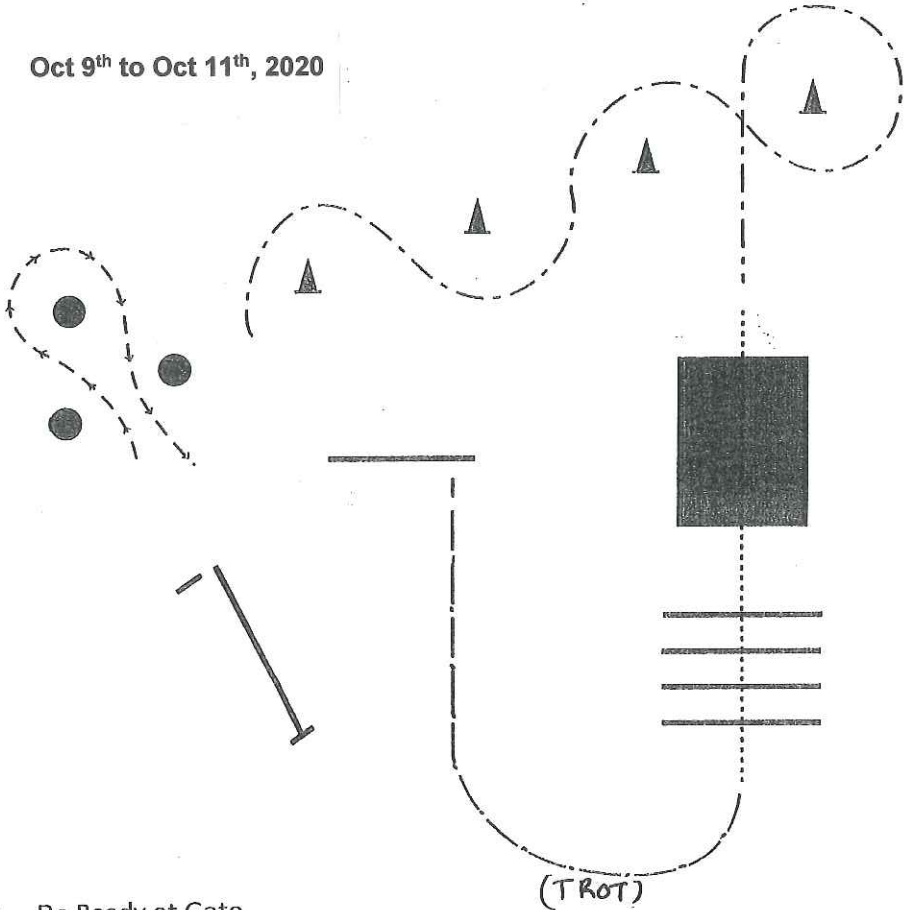


TRAIL Pattern

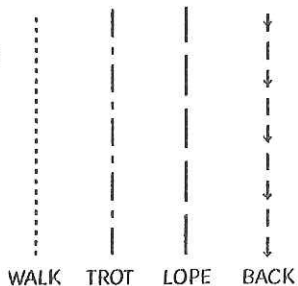
Yearling Trail in Hand

ApHC & AQHA

Oct 9th to Oct 11th, 2020



1. Be Ready at Gate
2. Walk through the gate
3. Back thru Barrels
4. Trot thru Cones, Circle the Last Cone at a Trot
5. Trot to Bridge, Stop
6. Walk Over Bridge
7. Walk Over Poles
8. Trot to Center Pole
9. Stop, Straddle Pole and Sidepass Left
10. Exit

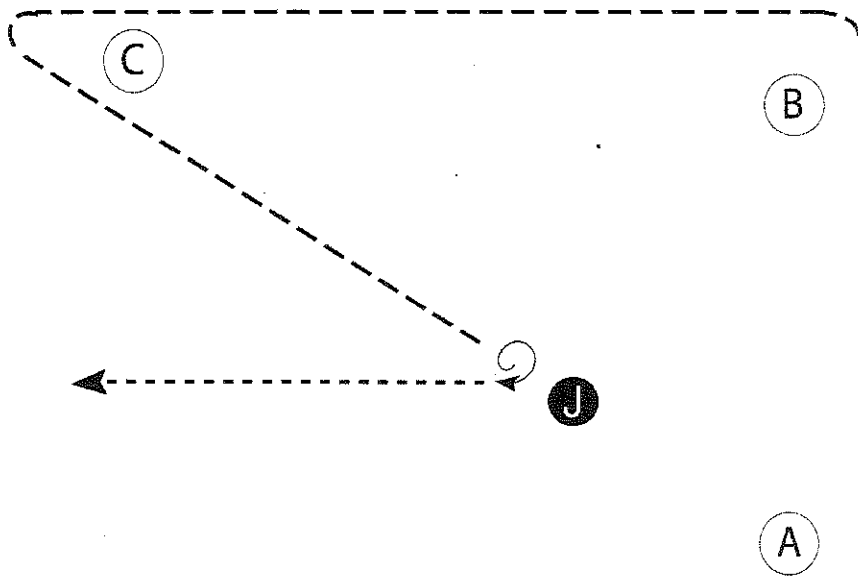


Great MIDWEST international Showmanship (W/T, Small Fry)

Show Date: Oct 9th to Oct 11th, 2020

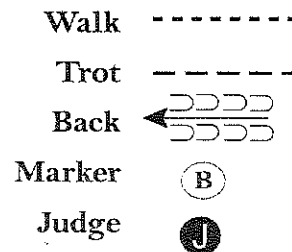
W W W . H O R S E S H O W P A T T E R N S . C O M

W W W . H O R S E S H O W P A T T E R N S . C O M



Be ready at A.

1. Walk to B.
2. At B, trot to and around C and to the judge.
3. Stop and set up for inspection.
4. When dismissed, turn 405 degrees and exit at a walk.



[S/WT-25]

Pattern Provided by:

Judge Lita Hottel

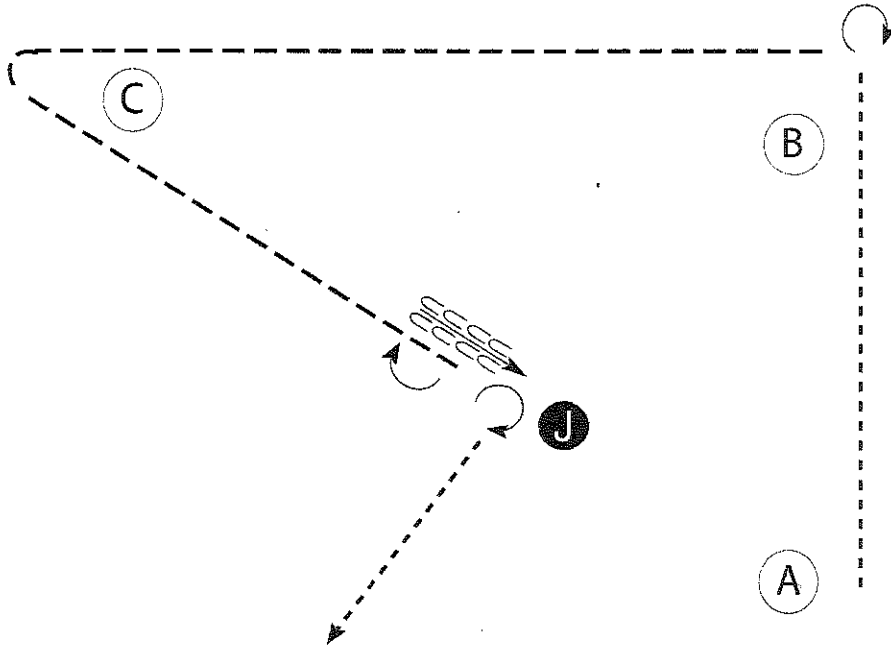
Great MIDWEST international Showmanship

L1 Youth, L1 Am, Amateur, Non-Pro, ApHC Novice Youth & Non-Pro, Youth 18 & under

Show Date: Oct 9th to Oct 11th, 2020

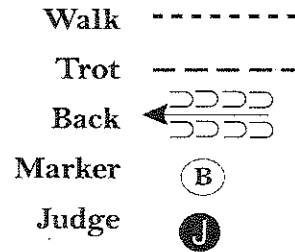
www.HorseShowPatterns.com

www.HorseShowPatterns.com



Be ready at A.

1. Walk to and past B.
2. Turn 270 degrees.
3. Trot to and around C.
4. When 2 horse lengths from the judge, stop.
5. Turn 180 degrees.
6. Back to judge and set up for inspection.
7. When dismissed, turn 270 degrees and exit at a walk.



[S/2-25]

Pattern Provided by:

Judge Lita Hottel

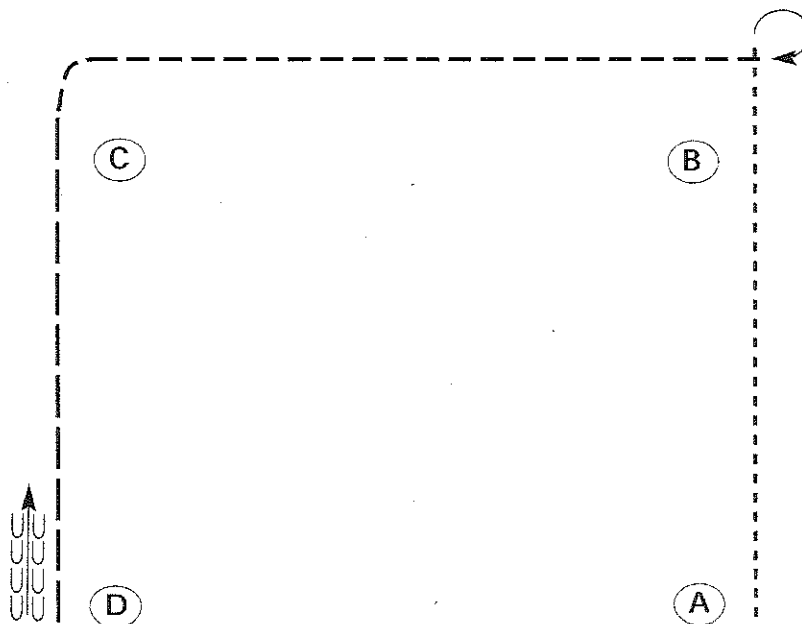
Great MIDWEST international

Western Horsemanship (W/T, Small Fry)

Show Date: Oct 9th to Oct 11th, 2020

www.HorseShowPatterns.com

www.HorseShowPatterns.com



Be ready at A.

1. Walk from A to B.
2. Stop past B and execute a 270 degree turn to the right.
3. Jog from B around C.
4. Extend the jog from C to D.
5. Stop at D and back one horse length.

Please exit at a jog.

Walk	-----
Jog	- - - - -
Extended Jog	-----
Lope	—————
Leg Yield	
Lead Change	— / —
Back	← u u u u u
Marker	⊙ B
Sidepass	← — — — — →

[WH/WT-23]

Pattern Provided by:

Judge Lita Hottel

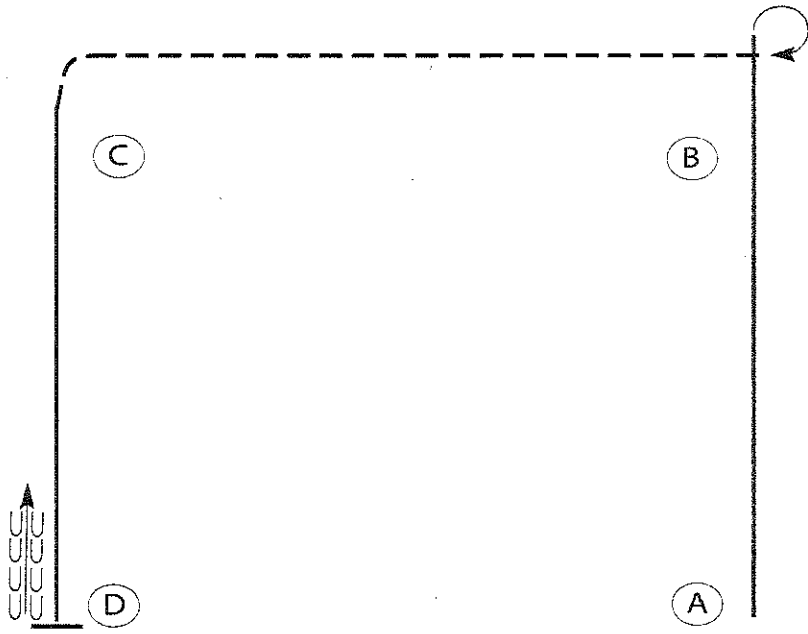
Great MIDWEST international Horsemanship

(ApHC Novice Youth & Non-Pro, AQHA L1 Youth & Amt)

Show Date: Oct 9th to Oct 11th, 2020

www.HorseShowPatterns.com

www.HorseShowPatterns.com



Be ready at A.

1. Lope on the right lead from A to B.
2. Stop past B and execute a 270 degree turn to the right.
3. Jog from B around C.
4. Lope on the left lead from C to D.
5. Stop at D and back one horse length.

Please exit at a jog.

Walk	-----
Jog	- - - - -
Extended Jog	— — — — —
Lope	—————
Leg Yield	
Lead Change	↘
Back	←←←←←
Marker	⊙
Sidepass	←-----←

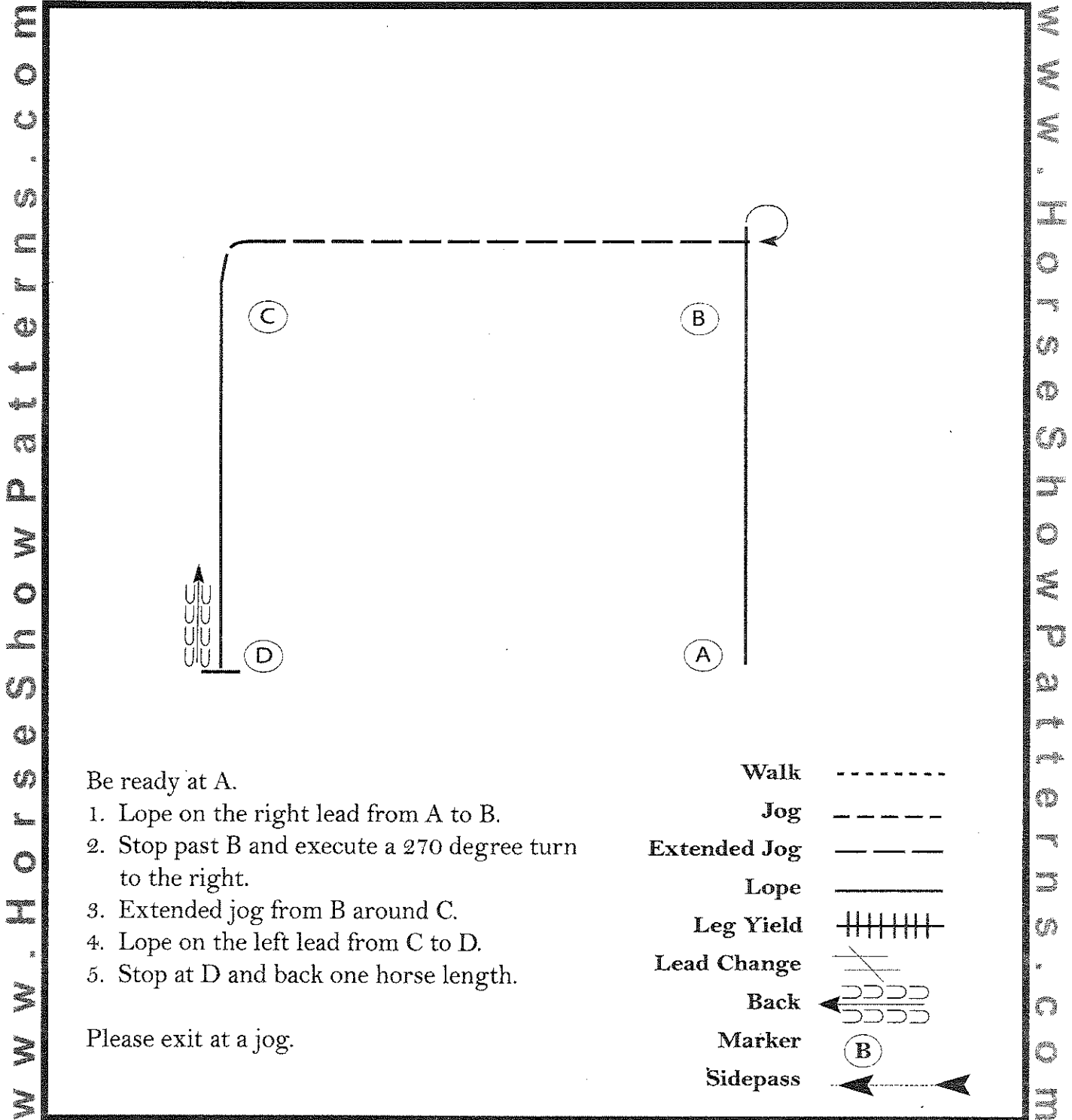
[WH/2-23]

Pattern Provided by:
Judge Lita Hottel

Great MIDWEST international

Western Horsemanship (Amt, Non-Pro, Youth 18 & Under)

Show Date: Oct 9th to Oct 11th, 2020



Be ready at A.

1. Lope on the right lead from A to B.
2. Stop past B and execute a 270 degree turn to the right.
3. Extended jog from B around C.
4. Lope on the left lead from C to D.
5. Stop at D and back one horse length.

Please exit at a jog.

- Walk -----
- Jog -----
- Extended Jog -----
- Lope -----
- Leg Yield |||||||
- Lead Change /
- Back ← |||
- Marker (B)
- Sidepass ← - - - - - ←

[WH/3-23]

Pattern Provided by:

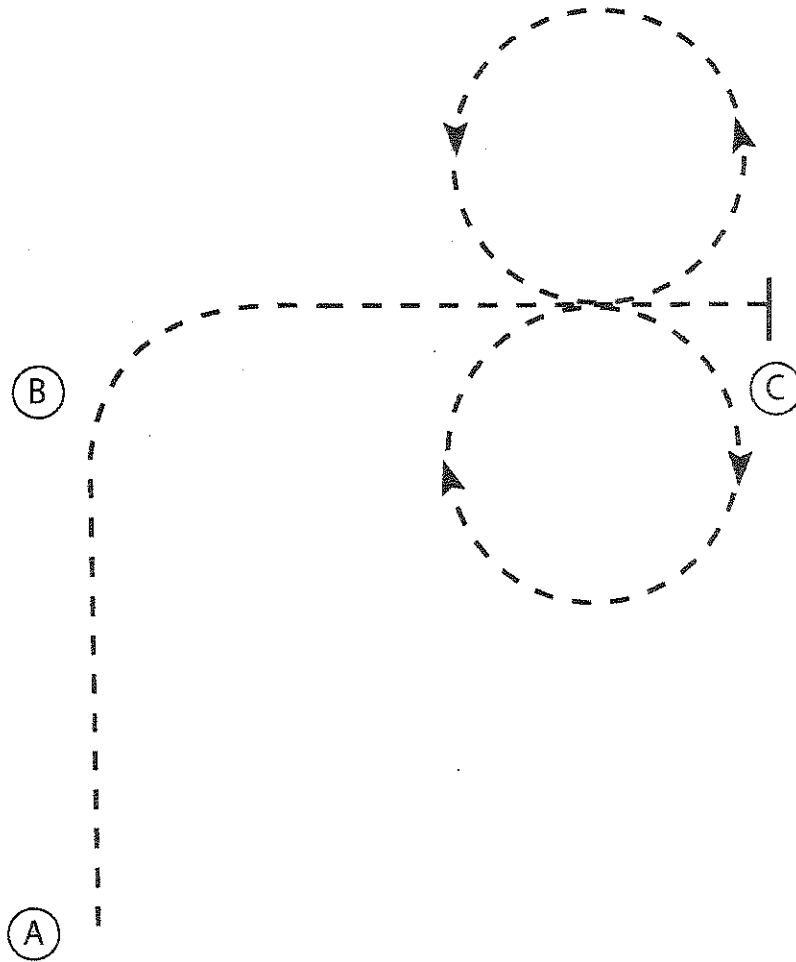
Judge Lita Hottel

Great MIDWEST international Hunt Seat Equitation (W/T, Small Fry)

Show Date: Oct 9th to Oct 11th, 2020

www.HorseShowPatterns.com

www.HorseShowPatterns.com



1. Sitting trot A to B
2. At B posting trot towards C
3. Before C posting trot circle to the right followed by a posting trot circle to the left, continue to C
4. Stop at C

Walk
Trot	-----
Extended Trot	-----
Canter	—————
Leg Yield	
Lead Change	↘
Back	←←←←←
Marker	⊕
Sidepass	←-----→

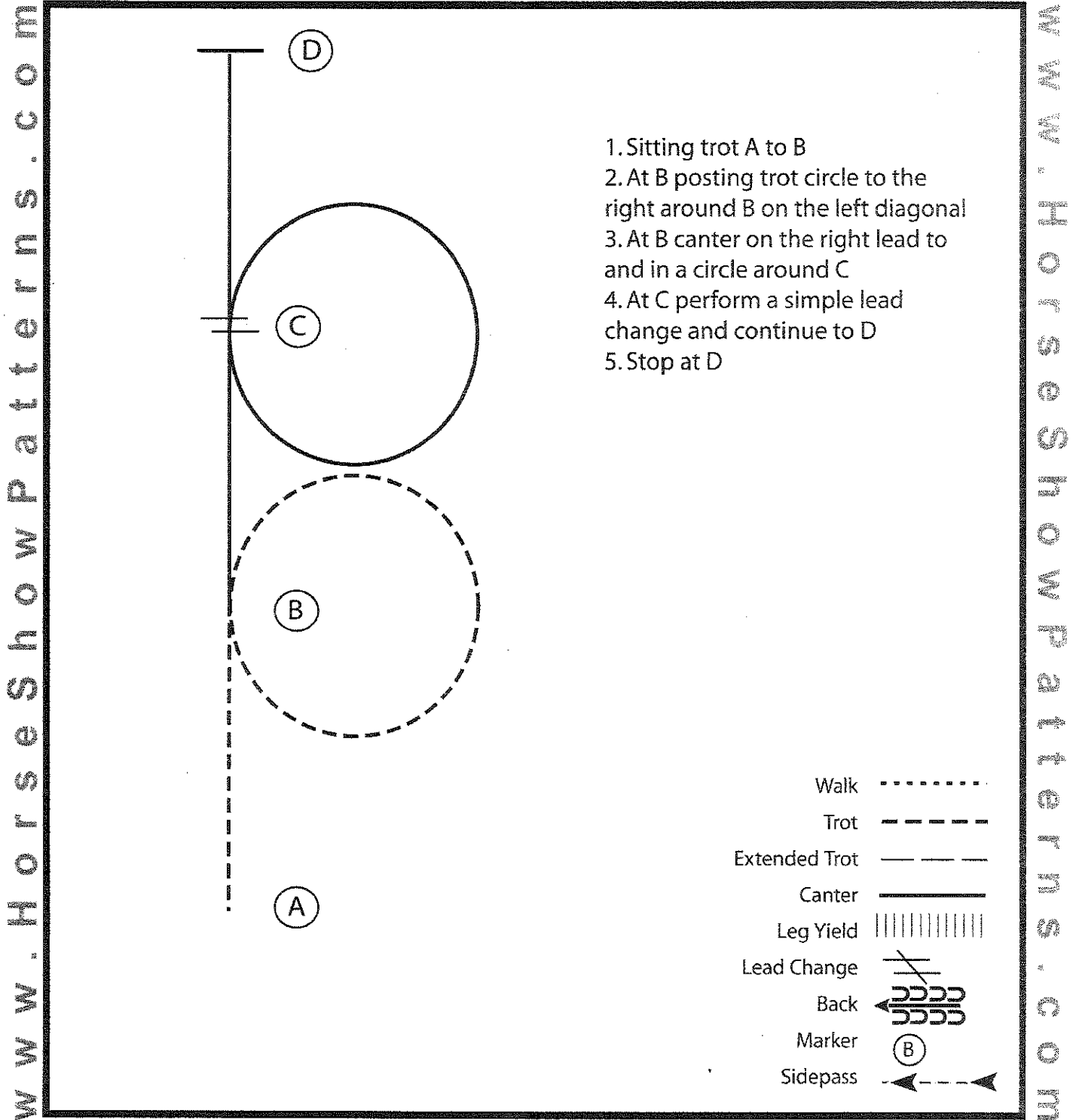
[HSE/WT-7]

Pattern Provided by:
 Judge Lita Hottel

Great MIDWEST international Hunt Seat Equitation

(ApHC Novice Youth & Non-Pro, AQHA L1 Youth & Amt)

Show Date: Oct 9th to Oct 11th, 2020



[HSE/2-17]

Pattern Provided by:

Judge Lita Hottel

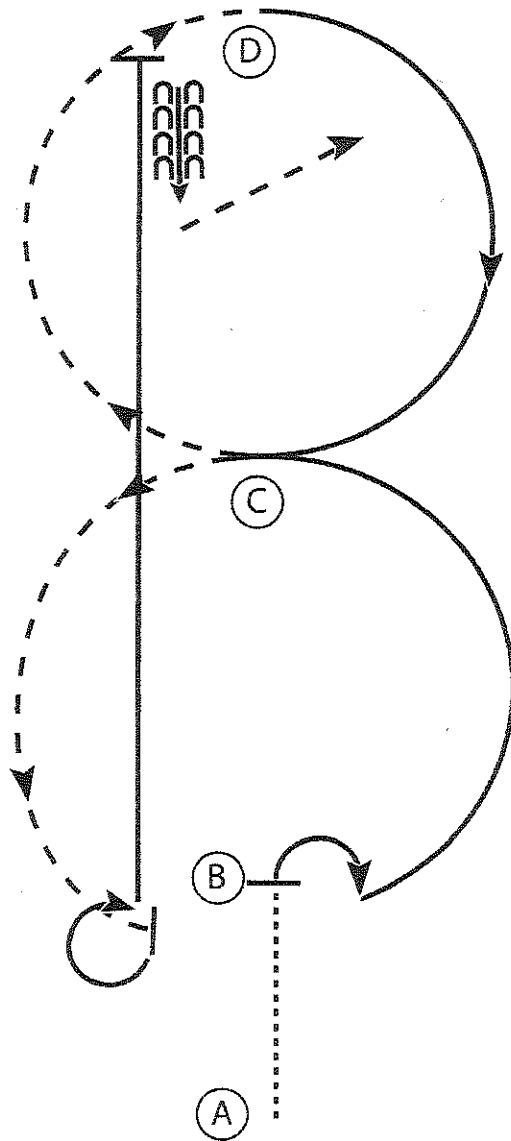
Great MIDWEST international

Hunt Seat Equitation (Amt, Non-Pro, Youth 18 & Under)

Show Date: Oct 9th to Oct 11th, 2020

www.HorseShowPatterns.com

www.HorseShowPatterns.com



1. Walk A to B
2. At B stop and perform a 90 degree turn to the right
3. Canter on the left lead in a half circle to C
4. At C posting trot in a half circle to D on the left diagonal
5. At D counter canter on the left lead in a half circle to C
6. At C posting trot a half circle to before B on the right diagonal
7. Before B stop and perform a 270 degree turn to the right
8. Hand gallop to D
9. At D stop and back 4 steps
10. Sitting trot to exit

Walk
Trot	-----
Extended Trot	-----
Canter	—————
Leg Yield	
Lead Change	—/—
Back	← ←←←← ←←←←
Marker	Ⓚ
Sidepass	←-----→

[HSE/3-16]

Pattern Provided by:

Judge Lita Hottel

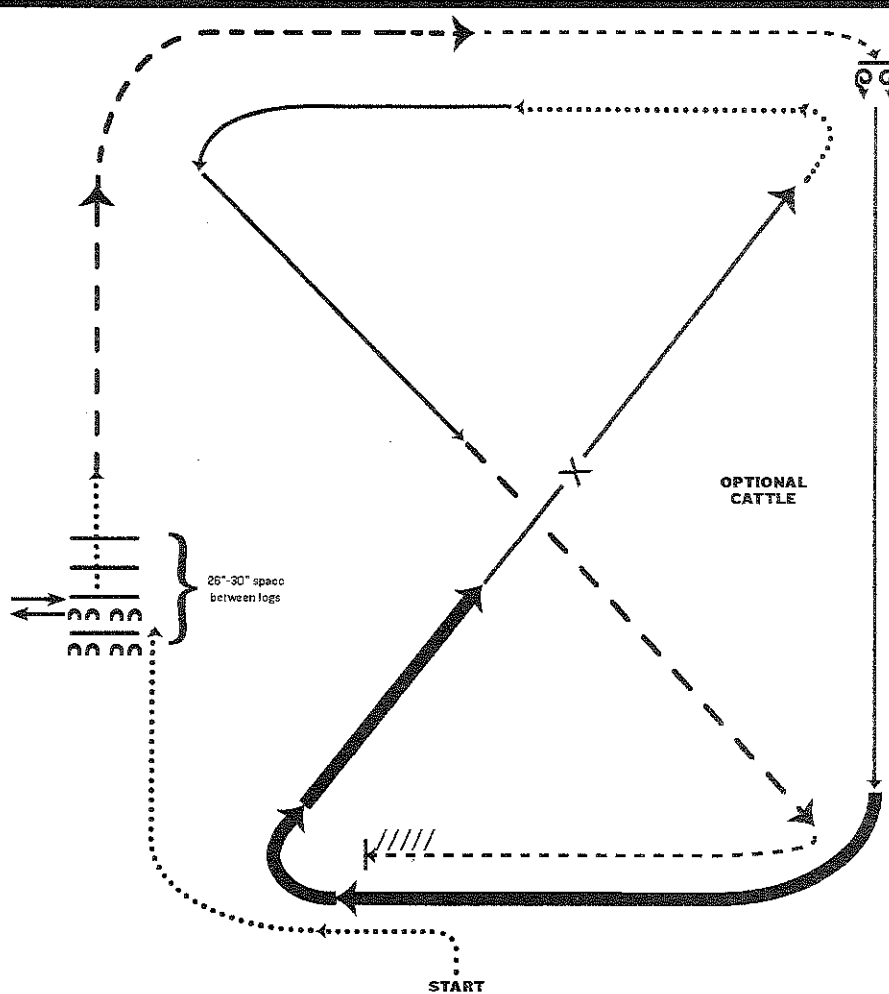
Great MIDWEST international

Ranch Riding

Show Date: Oct 9th to Oct 11th, 2020

www.HorseShowPatterns.com

www.HorseShowPatterns.com



1. Walk
2. Side pass left across first log, side pass 1/2 way to right
3. Walk across logs
4. Extended trot
5. Trot
6. Stop, 360 degree turn each direction (either direction 1st) (L-R or R-L)
7. Lope right lead
8. Extended lope (right lead)
9. Collect lope, change leads (simple or flying)
10. Walk
11. Lope left lead
12. Extended trot
13. Trot
14. Stop and back

Note: The drawn description of this pattern is only intended for the general depiction of the pattern. Exhibitors should utilize the arena space to best exhibit their horses.

[RR/AQHA-8]

Pattern Provided by:

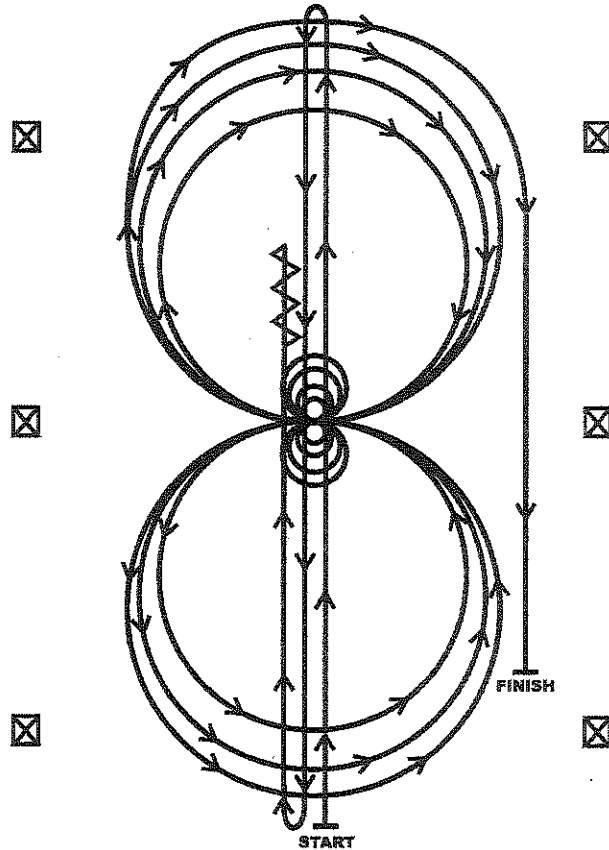
Judge Lita Hottel

Great MIDWEST international

Reining

Show Date: Oct 9th to Oct 11th, 2020

REINING PATTERN 7



1. Run at speed to the far end of the arena past the end marker and do a left rollback—no hesitation.
2. Run to the opposite end of the arena past the end marker and do a right rollback—no hesitation.
3. Run past the center marker and do a sliding stop. Back up to the center of the arena or at least ten feet (three meters). Hesitate.
4. Complete four spins to the right. Hesitate.
5. Complete four and one-quarter spins to the left so that horse is facing left wall or fence. Hesitate.
6. Beginning on the right lead, complete three circles to the right: the first two circles large fast; the third circle small and slow. Change leads at the center of the arena.
7. Complete three circles to the left: the first two circles large fast; the third circle small and slow. Change leads at the center of the arena.
8. Begin a large circle to the right but do not close this circle. Run straight down the right side of the arena past the center marker and do a sliding stop at least twenty feet (six meters) from the wall or fence. Hesitate to demonstrate completion of the pattern.

Pattern Provided by:

[R/AQHAP-7]